

Covid-19 behaviours in Canada

► Report

Insights and trends in people's behaviours related to COVID-19. Brought to you by a team of health and behavioural experts at the Institute of Global Health Innovation (IGHI) at Imperial College London and YouGov. These reports are created on a regular basis, following new survey results.

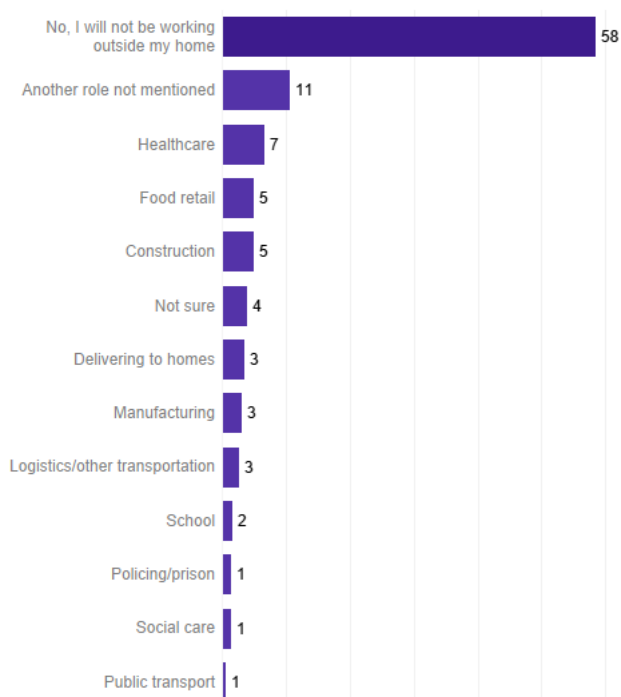


How are people in Canada responding?

▲ As of April 5th 2020

This report looks at insights from Canada covering March 30th through April 5th

Thinking about the next 7 days... will you be working outside your home in one of the following roles? Mark all that apply (%)



86%

Of people are staying home or only leaving the house once a day



58%

of people Canada are not planning on working outside the home the following week



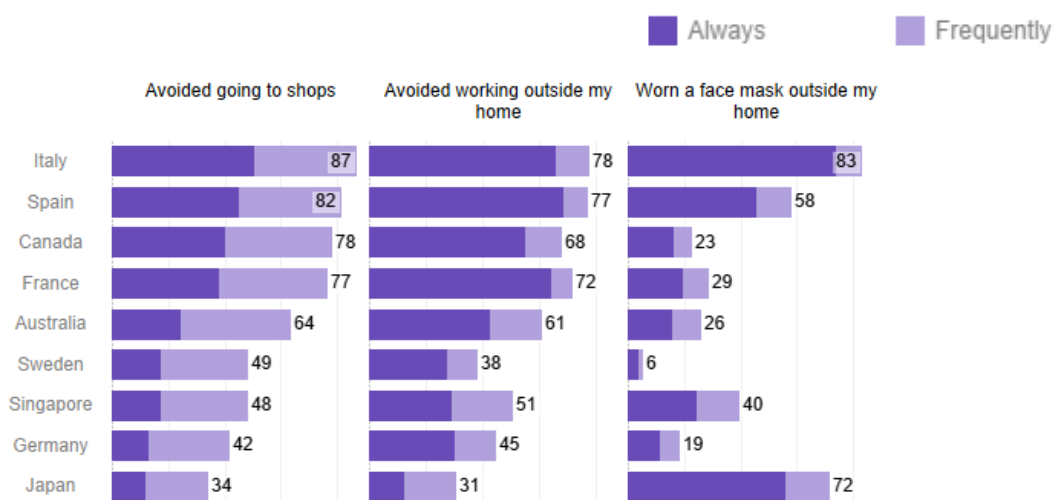
11% report working in **a role not specified**. **Healthcare workers, food retail** and **construction** accounted for the largest share of people working outside the home.



How does **Canada's** behaviour compare to other countries?

Compared to other countries surveyed the same week (March 30th through April 5th) respondents in Canada were...

Comparable to **France** in likelihood of avoiding going to shops; less likely than most high-income countries to wear a face mask



Less likely than **Italy** and **Spain** to avoid contacts outside the home; comparable to **France**

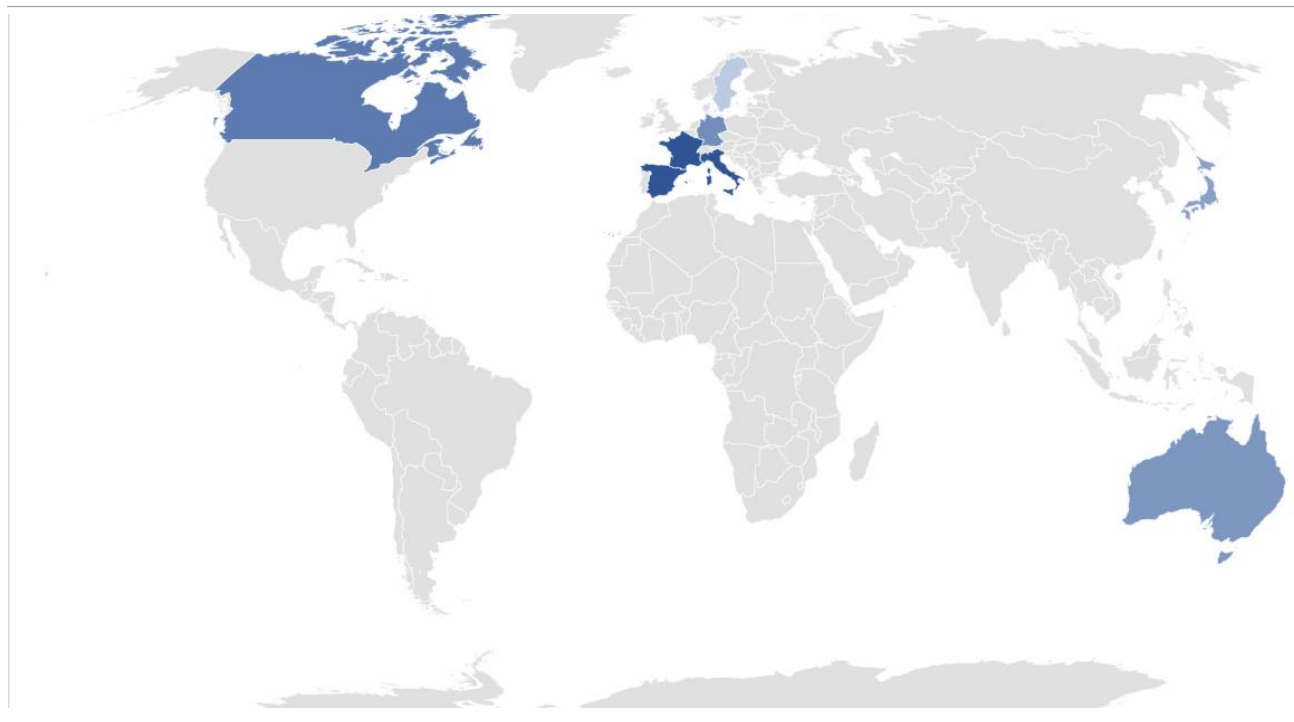
Thinking about the last 7 days...how often have you come into physical contact with someone outside your household? (excluding those in your household) %

	0	1 to 2	3 to 4	5 to 9	10 to 19	20+
Italy	68	16	5	5	4	2
Spain	66	14	6	6	5	3
Canada	54	21	9	8	6	2
France	53	19	9	9	7	5
Germany	49	22	11	7	5	5
Australia	46	25	7	10	7	5
Japan	28	17	10	17	16	13
Sweden	28	18	10	14	13	17
Singapore	23	18	10	16	17	15

How stringent is the **Canadian** government compared to its peers?

The University of Oxford's Stringency Index is a measure of the number and strictness of government policies in response to the Covid-19 outbreak. Stringency Index range is from 0 - 100. Numbers below are for April 5th.

Darker shades in the map below are indicative of higher stringency indices



France

95

Italy

95

Spain

95

Canada

81

Germany

74

Australia

71

Japan

67

Sweden

52

Singapore

43

About this report

Led by Imperial College London's
Institute of Global Health Innovation
(IGHI) and YouGov

**Imperial College
London**

**Institute of
Global Health Innovation**

- ▶ Professor the Lord Ara Darzi of Denham
Co-Director, IGHl
- ▶ Melanie Leis
Director, Big Data and Analytical Unit (BDAU), IGHl
- ▶ Gianluca Fontana
Operations Director and Senior Policy Fellow, IGHl
- ▶ Dr Hutan Ashrafian
Scientific Advisor, IGHl
- ▶ Dr David Nabarro
Co-Director, IGHl
Special Envoy of WHO Director General on COVID-19
- ▶ Sarah P. Jones
Faculty of Medicine, Department of Surgery & Cancer Research Postgraduate
- ▶ Dr Roberto Fernandez Crespo
Analytics Fellow, BDAU
- ▶ Dr Manar Shafat
Contributor, BDAU

Research contributors



Professor John F. Helliwell
Co-editor, World Happiness Report

Vancouver School of Economics at the University of British Columbia, Research Associate of the NBER and Distinguished Fellow of the Canadian Institute for Advanced Research

Professor Jeffrey D. Sachs
Co-editor, World Happiness Report

Director of the Center for Sustainable Development at Columbia University
Director of the UN Sustainable Development Solutions Network and SDG Advocate under Secretary-General António Guterres



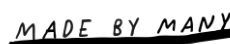
Professor the Lord Richard Layard
Co-editor, World Happiness Report

Founder-Director of the Centre for Economics Performance at the London School of Economics
Co-founder of Action for Happiness

Professor Jan-Emmanuel De Neve
Co-editor, World Happiness Report

Director of the Wellbeing Research Centre at University of Oxford
KSI Fellow and Vice-Principal of Harris Manchester College

Realised by



Contributors to the Imperial College London - YouGov survey include: Professor Helen Ward, Dr. Christina J. Atchinson, Dr. Benjamin C. Lambert, and Gavin Ellison

The Imperial College London - YouGov team wishes to express their grateful support to Stephan Shakespeare, Marcus Roberts, Alex MacIntosh, Chris Curtis, Eir Nolsoe, Sharon Paculor, Lenny Naar, Alice Blencowe, Steve Adams from Visual DJ Ltd. and volunteers from Made by Many: Rebecca Foy, Anna Pagan, Gareth Cozens, Callum Jefferies, Neethu Mathew, Micha Nicheva, Kristof Goossens

Supporters



This research is made possible by generous support for the public good from YouGov Plc.

The Imperial College London - YouGov team gratefully acknowledges the kind support of Edelman Intelligence for their global social listening contribution

Question for the research team? Get in touch [here](#)

Press enquiry? Contact Dr. Justine Alford at j.alford@imperial.ac.uk

For more behavioural data on a global level, visit coviddatahub.com to explore our interactive charts

The [CovidDataHub.com](https://coviddatahub.com) project is a joint collaboration between the Institute of Global Health Innovation (IGHI) at Imperial College London and YouGov Plc to gather global insights on people's behaviors and life satisfaction in response to COVID-19. The research covers 29 countries and surveys are conducted on a regular basis since the first week of April.

This report is designed to provide insights on how different populations are responding to the pandemic, helping public health bodies in their efforts to limit the impact of the disease. Anonymized respondent level data is generously made available for all public health and academic institutions globally by YouGov Plc at our [GitHub site](#).

In collaboration with