

Covid-19 behaviours in the Philippines

► **Report** September 2020

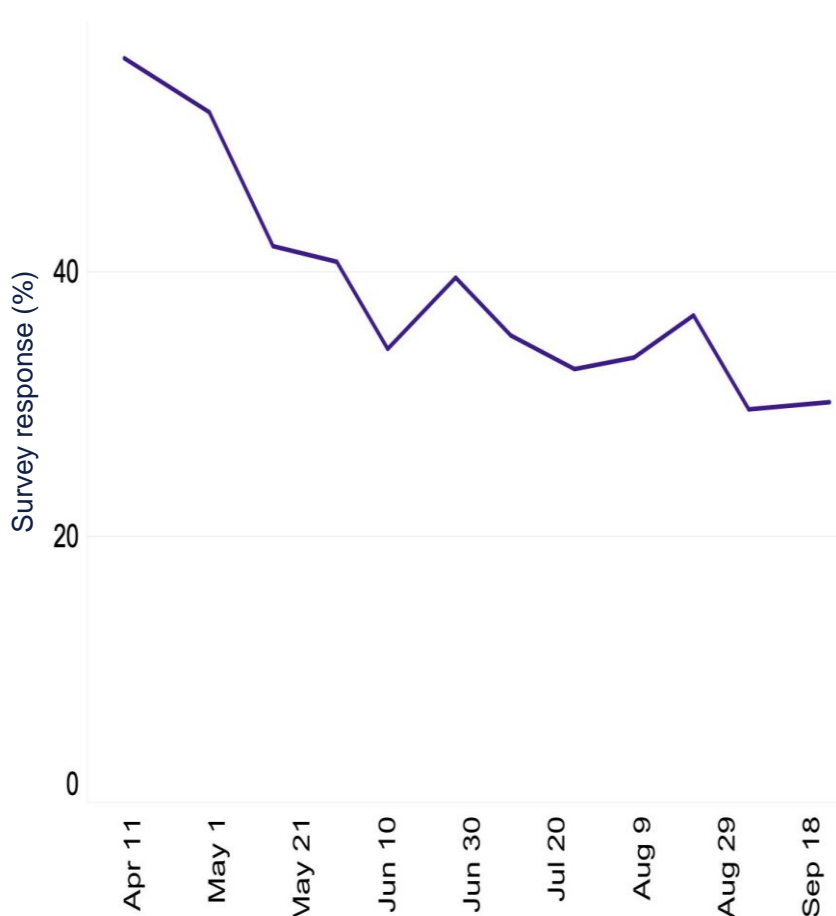
Insights and trends in people's behaviours related to COVID-19. Brought to you by a team of health and behavioural experts at the Institute of Global Health Innovation (IGHI) at Imperial College London and YouGov. These reports are created on a regular basis, following new survey results.

Are people in the Philippines returning to work?

This graph shows the percentage of people not working from outside their home between April and September, 2020.

▲ As of September 22nd 2020

Thinking about the next 7 days... will you be working outside your home in one of the following roles? Percentage of respondents that answered, "No, I will not be working from outside my home".



The share of people who have stated they will not be working from outside their home has decreased since April.

30%

of people in the Philippines will not be working outside their homes.

26pp* ↓

decrease (from 56% to 30%) in people not working outside their home compared to April

Among respondents who stated they would be working outside their home, **food retail** (8%), **school** (7%), **healthcare** (7%), and **other/not sure** (26%) work accounted for the largest share of people working outside the home.



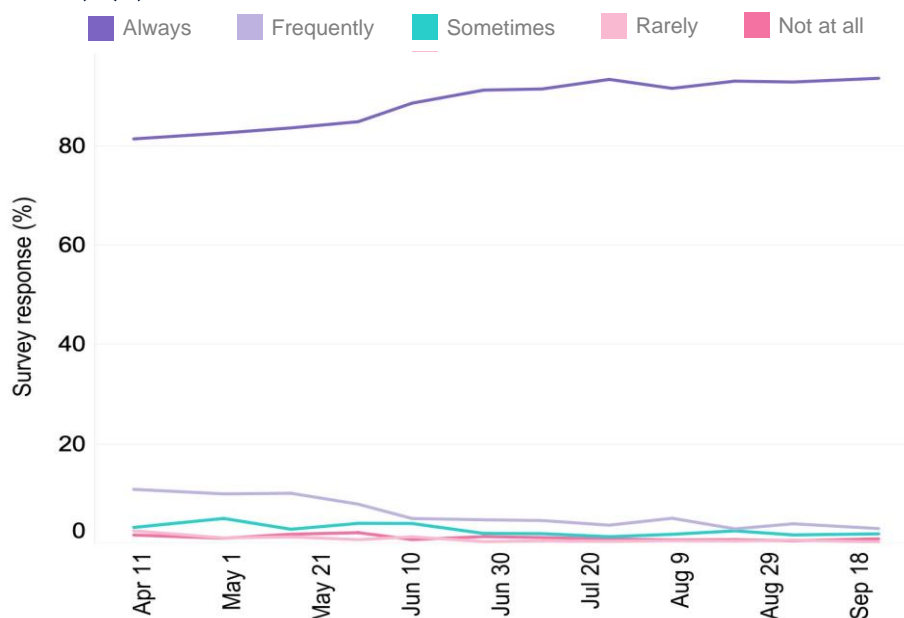
*pp= percentage point

How likely are people in the Philippines to wear face masks?

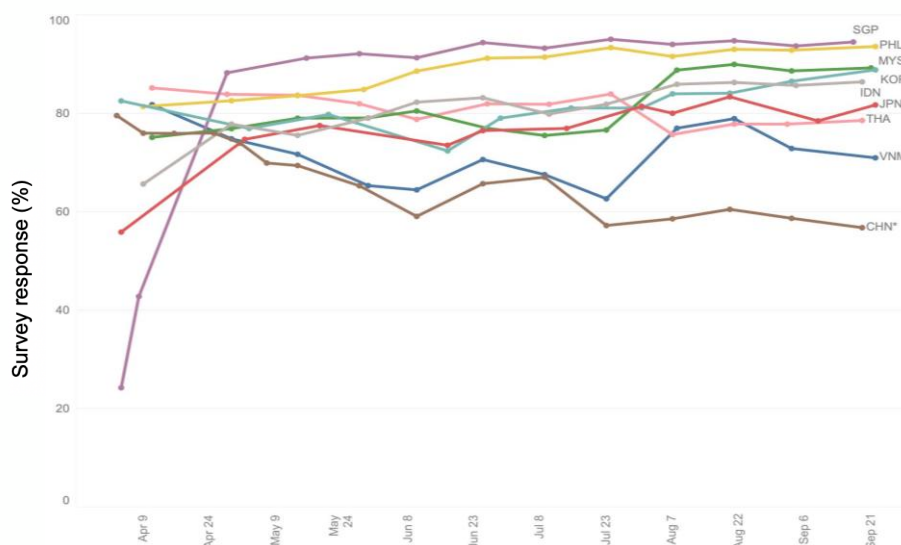
These graphs show the face mask use in the Philippines between April and September, 2020 and a comparison with other Asian countries.

As of September 22nd, 94% of respondents in the Philippines reported always wearing a face mask outside their home. The share of these respondents has consistently remained over 80% throughout the survey period. Across Asian countries surveyed the same week, the Philippines and Singapore and have the highest share of respondents who always wear a face mask outside their homes while China has the lowest (59%).

Thinking about the last 7 days how often have you worn a face mask outside your home to protect yourself or others from coronavirus (COVID-19)? (%)



Asian country breakdown of respondents who answered “Always” to wearing a face mask outside the home (%).



*China is representative of the 'online population'. All other countries, areas or territories are representative of the national population

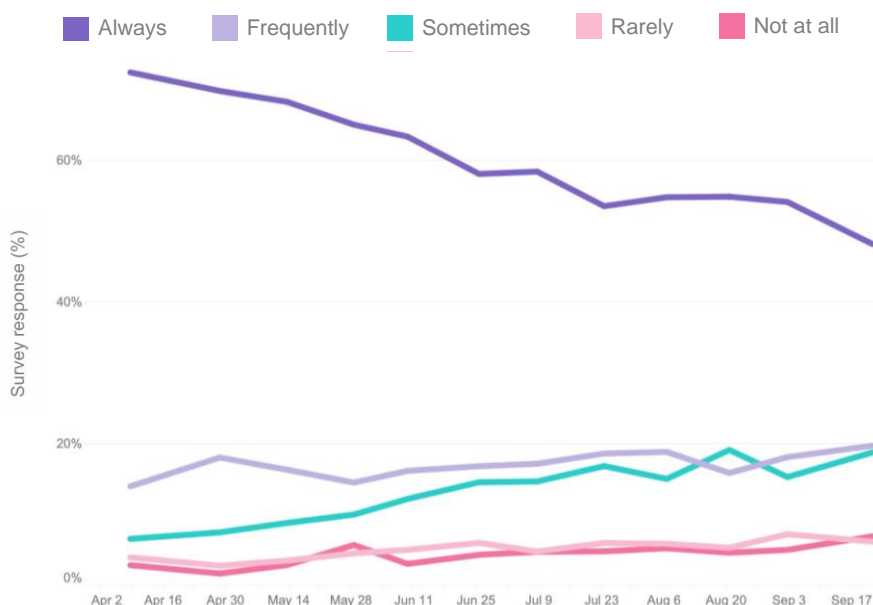
Compare your data with that of 29 other countries, areas or territories on

coviddatahub.com

How are behaviours in the Philippines changing?

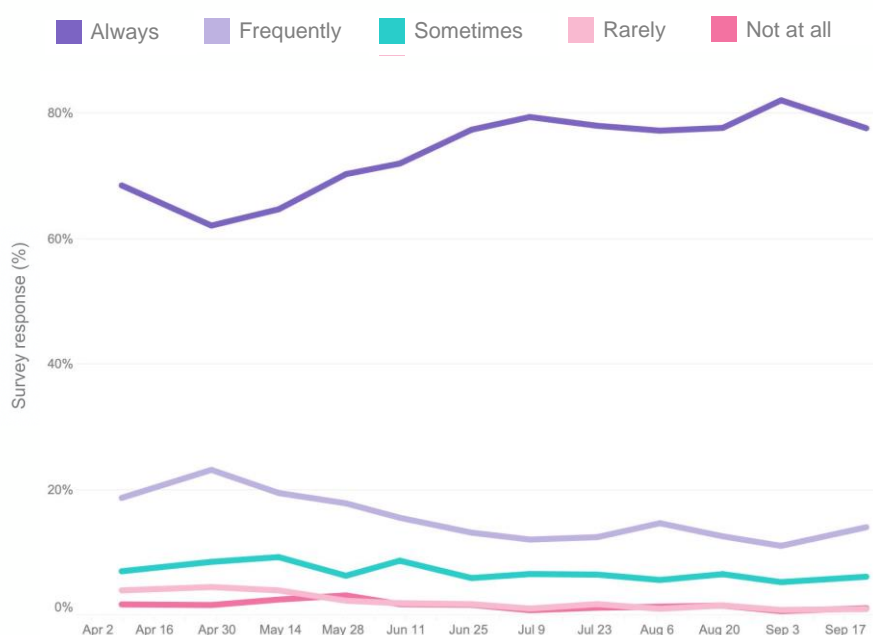
These graphs show the changes in behaviours in the Philippines between April and September, 2020.

Thinking about the last 7 days... how often have you avoided taking public transport to protect yourselves or others from coronavirus (COVID-19)? (%)



Compared to April, the share of respondents that reported **always avoiding** taking public transport has **decreased** from 72% to **48%**, while the share of respondents who reported **rarely or not at all avoiding** it has **increased** from 7% to **13%**.

Thinking about the last 7 days... how often have you use hand sanitizer to protect yourself or others from coronavirus (COVID-19)? (%)



78% of respondents report to **always** use hand sanitizer, an 18–percentage point increase since late April. The percentage of respondents who reported **rarely or not at all** using hand sanitizer has decreased from 6% to **2%** throughout the survey period.

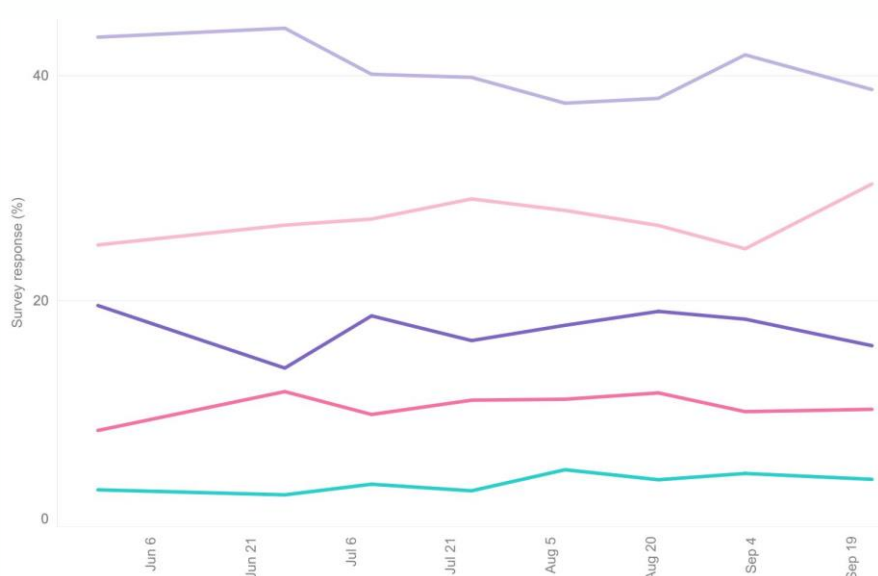
How confident are people in the healthcare system and government responses to COVID-19?

These graphs show confidence in response and handling of the pandemic by the healthcare system and the government.

As of September 22nd, 55% of respondents stated a lot or a fair amount of confidence in the healthcare system’s response to a COVID-19 outbreak. 58% of respondents believe the government handled the issue of the Coronavirus very or somewhat well.

How much confidence do you have in the healthcare system to respond to a Coronavirus (COVID-19) outbreak in your country?

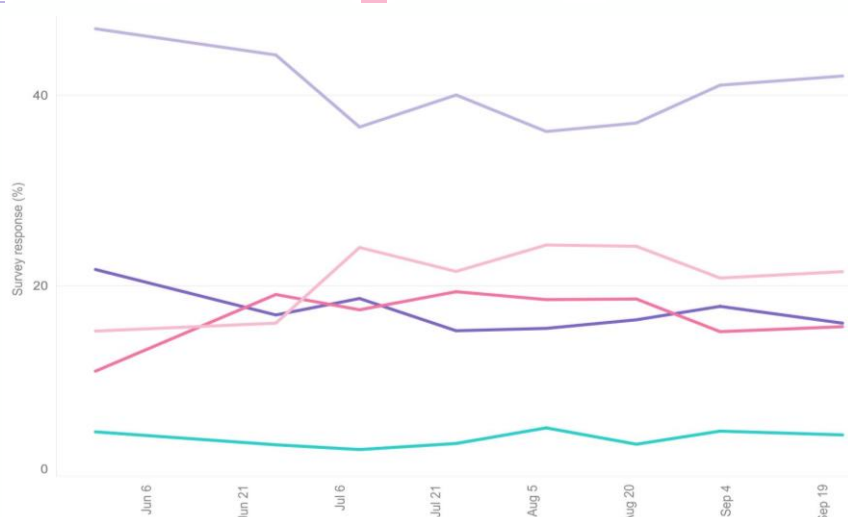
■ A lot of confidence
 ■ A fair amount of confidence
 ■ Don't know
 ■ Not very much confidence
 ■ No confidence at all



Confidence in the healthcare system to respond to a Coronavirus outbreak has stayed relatively consistent throughout the survey period. The share of people who report **no confidence at all** has remained **between 9% and 12%**, while the share of people who report **a lot of confidence** has remained **between 14% and 20%**.

How well or badly do you think the Government are handling the issue of the Coronavirus (COVID-19)?

■ Very well
 ■ Somewhat well
 ■ Don't know
 ■ Somewhat badly
 ■ Very badly



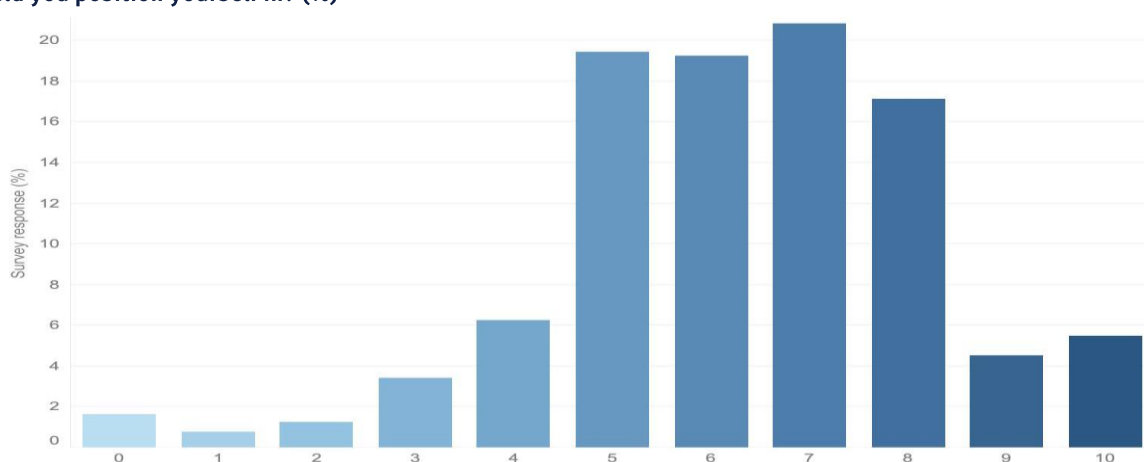
42% of respondents think the government has handled the Coronavirus issue **'somewhat well.'** The percentage of respondents who think it has been handled **somewhat or very badly** has **increased** throughout the survey period from **26% to 38%**.

How does the Philippines’s life satisfaction compare to that of its peers?

This graph shows the life satisfaction score of the Philippines compared to other Asian countries surveyed.

The Philippines reported a life satisfaction score comparable to most other Asian countries surveyed the same week (September 21st through September 27th). Japan and South Korea reported the lowest scores, while Vietnam reported the highest.

Please imagine a ladder with steps numbered from zero at the bottom to 10 at the top. The top of the ladder represents the best possible life for you and the bottom represents the worst possible life for you. On which step of the ladder would you position yourself in? (%)



Average Cantril ladder Score



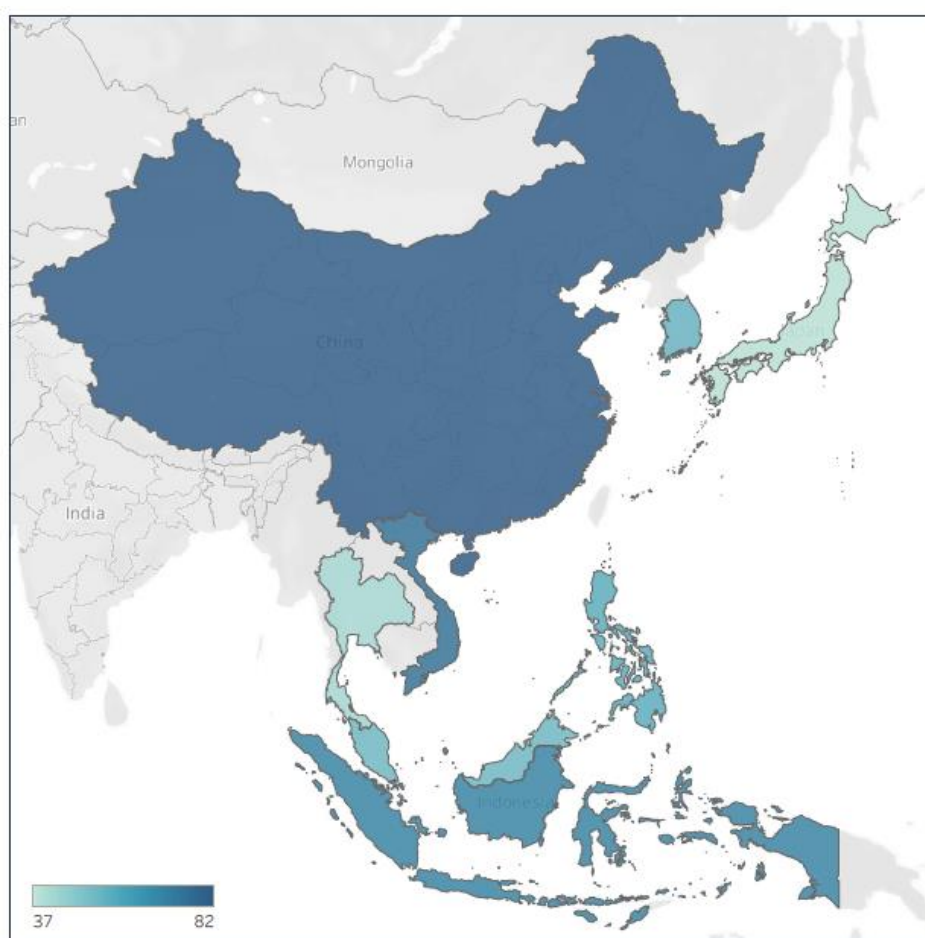
The Cantril ladder serves as a proxy for life satisfaction. Life satisfaction is a powerful measure of the quality of people’s lives. The annual World Happiness Report attributes the differences over time and between countries to good health, income and the quality of social environment. These factors are changing under COVID-19, often in ways we have never experienced before. The YouGov life satisfaction data, collected regularly as the pandemic evolves in each surveyed country, provide a valuable barometer reading of life under COVID-19, reflecting each country’s institutions and policies.

*China is representative of the 'online population'. All other countries, areas or territories are representative of the national population

How does the Philippines’s government response compare to that of its peers?

This map highlights the government stringency score in the Philippines and other Asian countries surveyed.

As of September 24th, China had the most stringent government and Japan had the least stringent across Asian countries surveyed. The University of Oxford’s Government Stringency Index is a measure of the number and severity of measures put in place by the governments to address the COVID-19 pandemic.



China	Vietnam	Indonesia	Philippines	South Korea
82	75	69	56	54
	Singapore	Malaysia	Thailand	Japan
	52	52	41	37

Policy measures and dates are provided by University of Oxford <https://bit.ly/34DPzZB>

Compare your data with that of 29 other countries, areas or territories on

coviddatahub.com

About this report

Led by Imperial College London's
Institute of Global Health Innovation
(IGHI) and YouGov



- ▶ Professor the Lord Ara Darzi of Denham
Co-Director, IGHI
- ▶ Sarah P. Jones
Faculty of Medicine,
Department of Surgery &
Cancer Research Postgraduate
- ▶ Melanie Leis
Director, Big Data
and Analytical Unit (BDAU), IGHI
- ▶ Dr David Nabarro
Co-Director, IGHI
Special Envoy of WHO Director
General on COVID-19
- ▶ Gianluca Fontana
Operations Director
and Senior Policy Fellow, IGHI
- ▶ Dr Roberto Fernandez Crespo
Analytics Fellow, BDAU
- ▶ Dr Manar Shafat
Contributor, BDAU
- ▶ Natalie Melas-Kyriazi
Contributor, BDAU

Research contributors



Professor John F. Helliwell
Co-editor, World Happiness Report

Vancouver School of Economics at the
University of British Columbia, Research
Associate of the NBER and Distinguished
Fellow of the Canadian Institute for
Advanced Research

Professor Jeffrey D. Sachs
Co-editor, World Happiness Report

Director of the Center for Sustainable
Development at Columbia University
Director of the UN Sustainable
Development Solutions Network and SDG
Advocate under Secretary-General António
Guterres



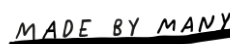
Professor the Lord Richard Layard
Co-editor, World Happiness Report

Founder-Director of the Centre for
Economics Performance at the London
School of Economics
Co-founder of Action for Happiness

Professor Jan-Emmanuel De Neve
Co-editor, World Happiness Report

Director of the Wellbeing Research Centre
at University of Oxford
KSI Fellow and Vice-Principal of Harris
Manchester College

Realised by



Contributors to the Imperial College
London - YouGov survey include: Professor
Helen Ward, Dr. Christina J. Atchinson, Dr.
Benjamin C. Lambert, and Gavin Ellison

The Imperial College London - YouGov
team wishes to express their grateful
support to Stephan Shakespeare, Marcus
Roberts, Alex MacIntosh, Chris Curtis, Eir
Nolsoe, Sharon Pacolor, Lenny Naar, Alice
Blencowe, Steve Adams from Visual DJ Ltd.
and volunteers from Made by Many:
Rebecca Foy, Anna Pagan, Gareth Cozens,
Callum Jefferies, Neethu Mathew, Micha
Nicheva, Kristof Goossens

Supporters



This research is made possible by
generous support for the public good
from YouGov Plc.

The Imperial College London - YouGov
team gratefully acknowledges the kind
support of Edelman Intelligence for their
global social listening contribution

Question for the research team? Get in touch [here](#)

Press enquiry? Contact Dr. Justine Alford at j.alford@imperial.ac.uk

For more behavioural data on a global level, visit coviddatahub.com to explore our interactive charts

The [CovidDataHub.com](https://coviddatahub.com) project is a joint collaboration between the Institute of Global Health Innovation (IGHI) at Imperial College London and YouGov Plc to gather global insights on people's behaviours and life satisfaction in response to COVID-19. The research covers 29 countries, areas or territories and surveys are conducted on a regular basis since the first week of April.

This report is designed to provide insights on how different populations are responding to the pandemic, helping public health bodies in their efforts to limit the impact of the disease. Anonymised respondent level data is generously made available for all public health and academic institutions globally by YouGov Plc at our [GitHub site](#).

In collaboration with